



CHAMPION PROVIDER FELLOWSHIP

A Powerful Approach to Healthier Communities

CPF Model

Liz Goldman, MD, MCR

Wagahta Semere, MD, MHS

Vanessa Thompson, MD

UCSF School of Medicine

Funded, in part, by USDA SNAP-Ed, an equal opportunity provider and employer.



Objectives

By the end of this training, attendees will be able to:

1. Recognize examples of PSE level interventions
2. Apply knowledge of PSE interventions to develop a community based action plan
3. Initiate partnerships between public health partners
4. Foster community and collaboration opportunities across Champion Provider cohorts
5. Demonstrate effective written and oral skills for communicating about obesity and chronic disease prevention

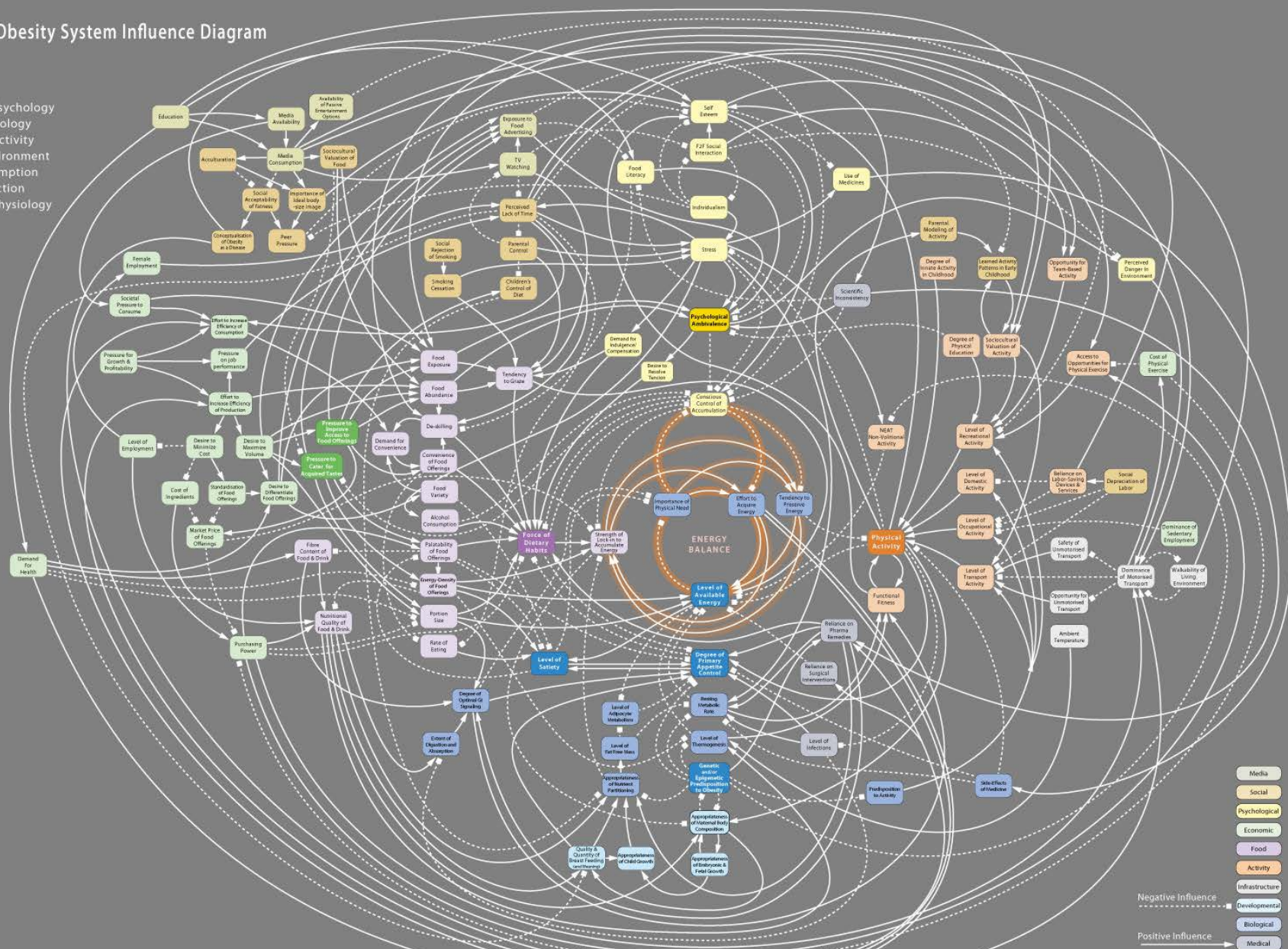
Disclosure Statement

The following presenters have no relationships to disclose:

- Sabrina Adler, JD
- Cara Hale Alter, MFA
- Rachel Borovina, MD
- Supervisor Wilma Chan
- Jessica Davidman, MPH
- Alicia Fernandez, MD
- Liz Goldman, MD, MCR
- Paula Hamilton, MS
- Paul Hsiao, DDS, MPH, JD
- Asbury P. Jones, MPA
- Caroline Kurtz, PhD
- John Maa, MD
- Michael Miller, BS
- Xavier Morales, PhD, MRP
- Caroline Peck, MD, MPH
- Alana Pfeffinger, MPH, CHES
- Hilary Seligman, MD, MAS
- Wagahta Semere, MD, MHS
- Vivi Stafford, MD, MPA
- Vanessa Thompson, MD
- Senator Scott Wiener

shift[®] Obesity System Influence Diagram

Full Map




Source: <http://www.shiftn.com/obesity/Full-Map.html>

Call To Action

An illustration of a hand holding a megaphone with sound waves emanating from it, set against a blue background. The megaphone has an orange handle and a white bell.

**TIME
FOR
ACTION**

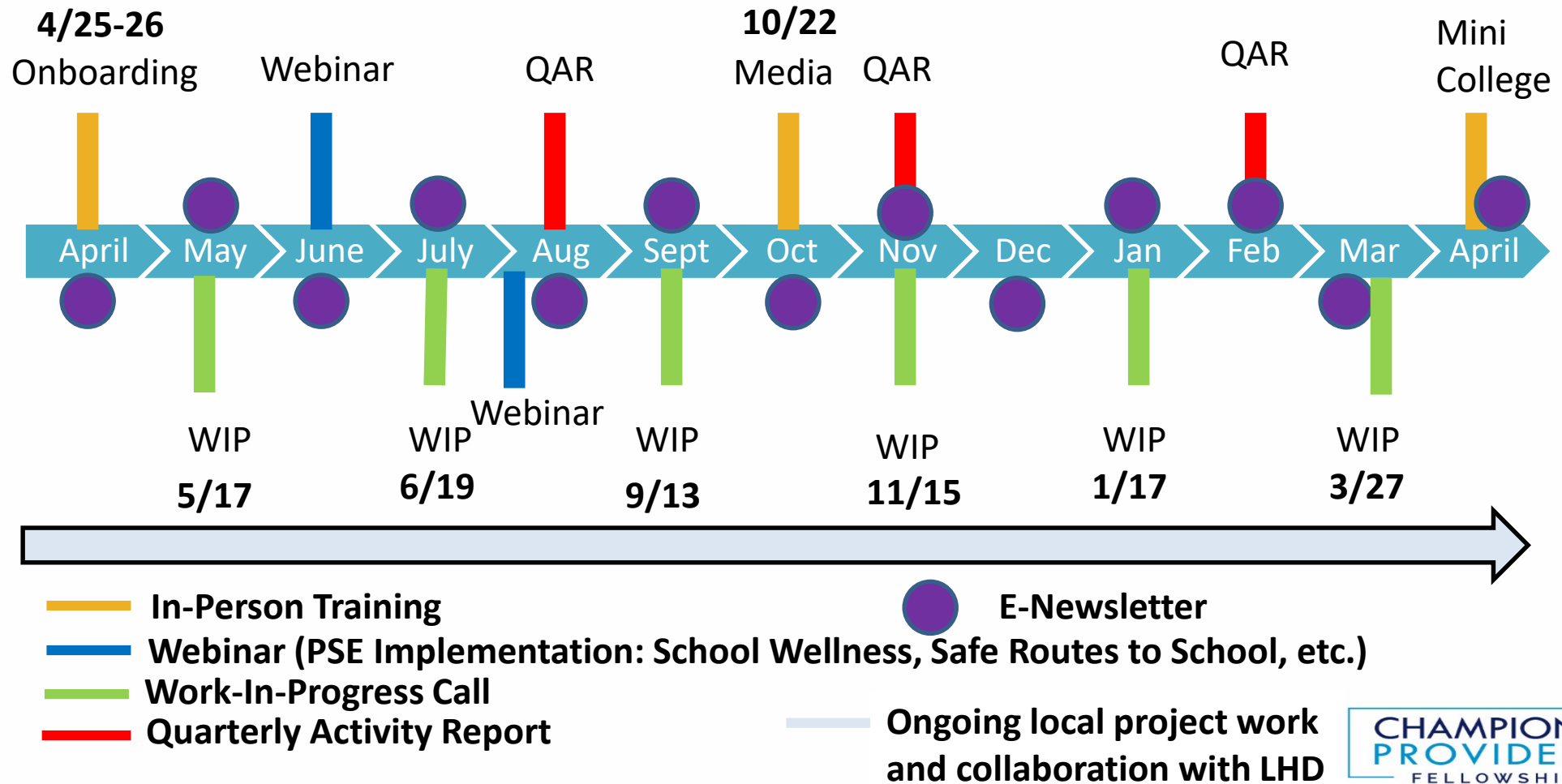




Initial Workgroup

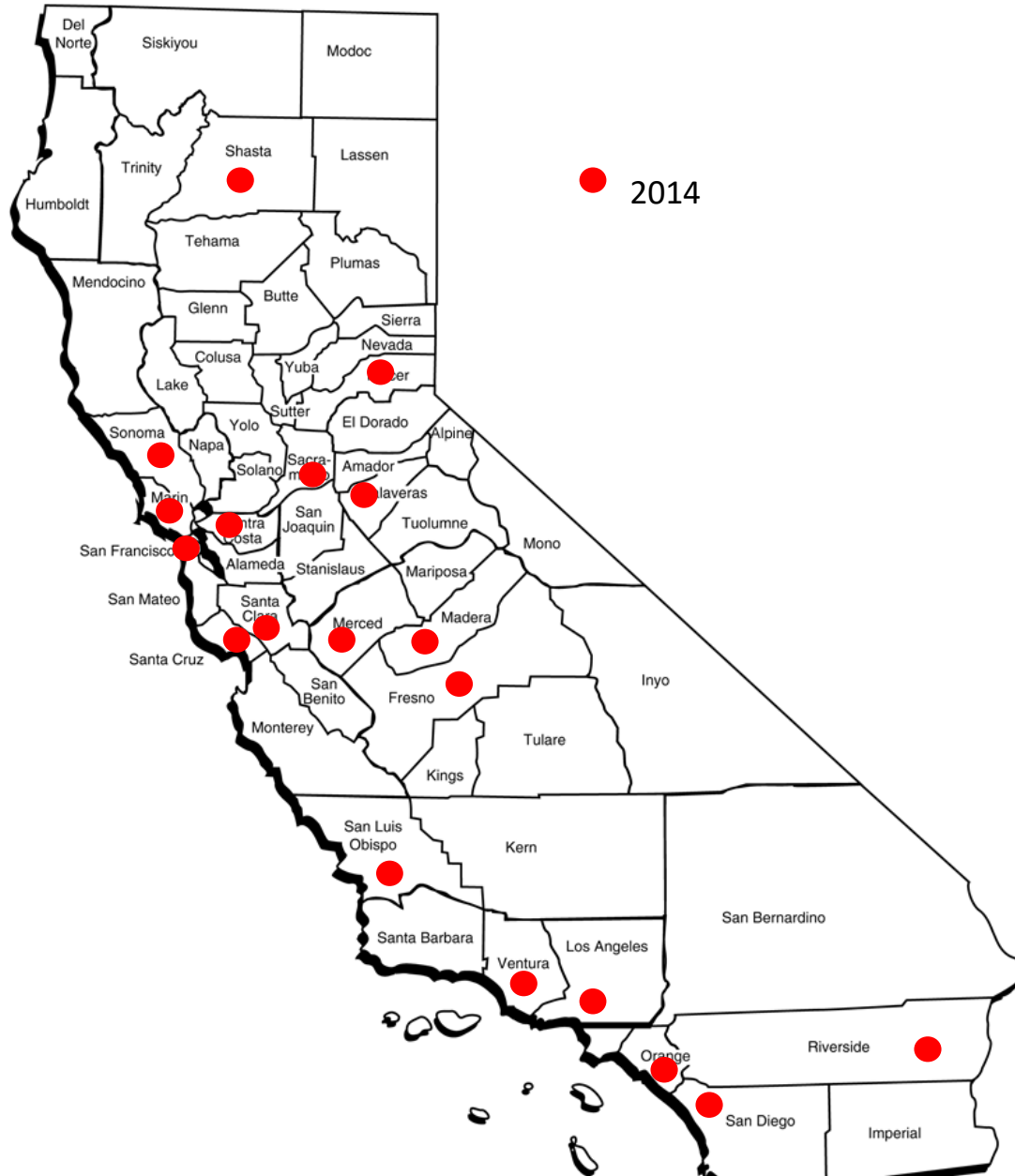
- CDPH
- UCSF Division of General Internal Medicine
- Brown Miller Communications
- Public Health Institute
- Los Angeles County Department of Public Health
- Kaiser
- California Pan Ethnic Health Network
- Latino Coalition for a Healthy California
- California Primary Care Association
- American Academy of Pediatrics
- American Academy of Family Physicians

Model/Timeline

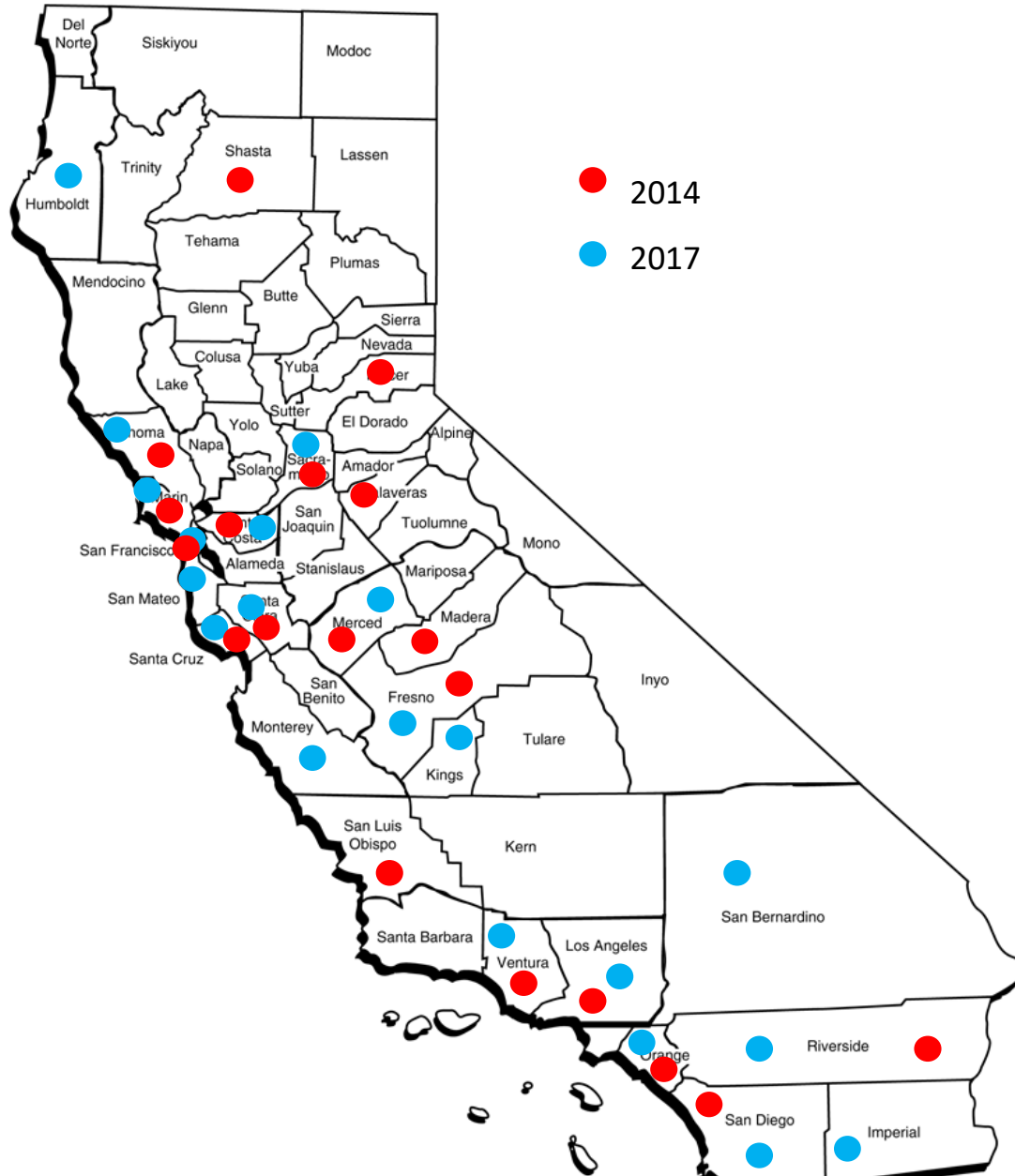


Growth of the Champion Provider Fellowship

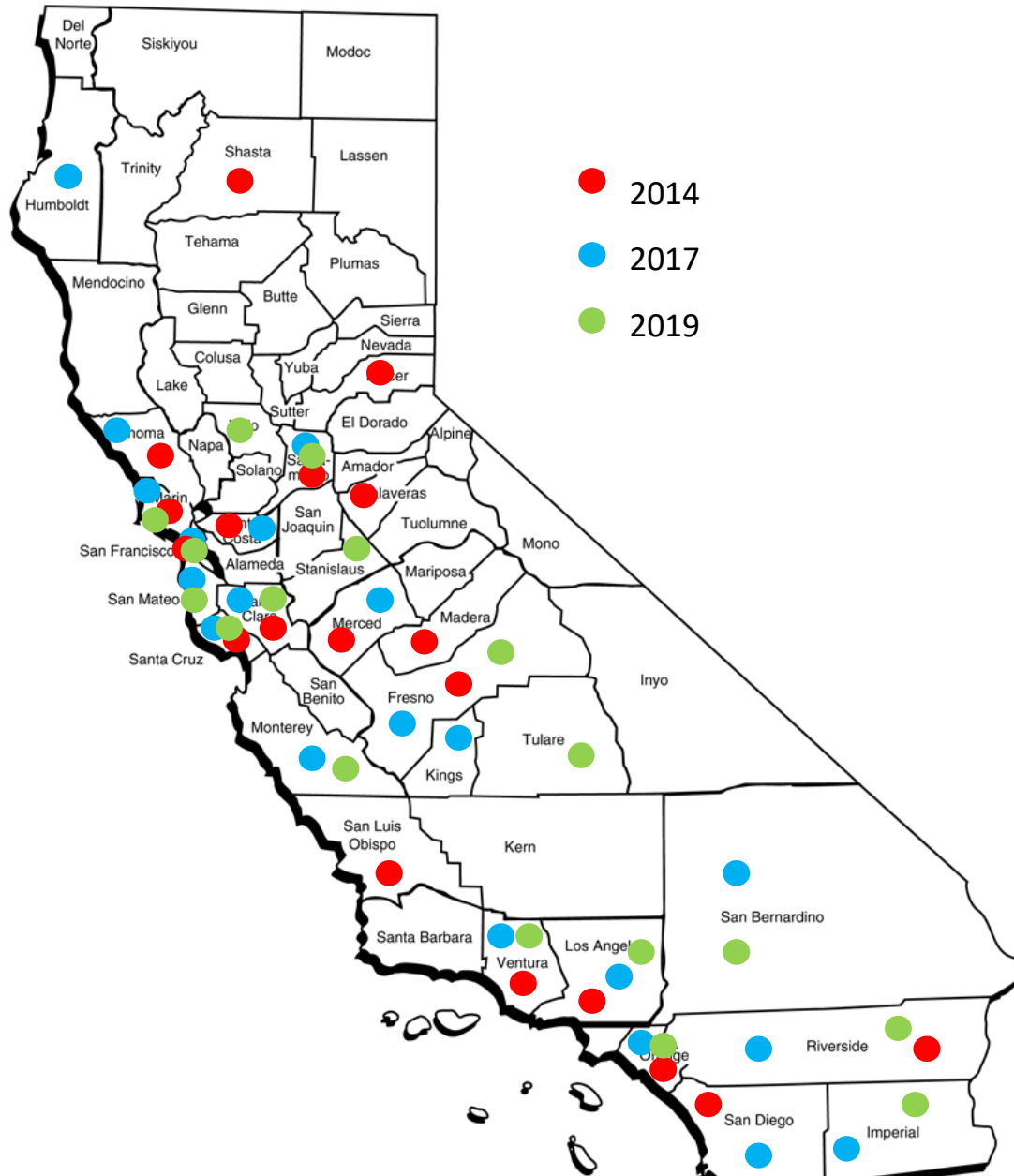
Distribution by County (2014)



Distribution by County (2016)




Distribution by County (2019)



Distribution by County

- | | | |
|-----------------|---------------------|--------------------|
| 1. Alameda | 8. Riverside | 21. Humboldt |
| 2. Calaveras | 9. Sacramento | 22. Imperial |
| 3. Contra Costa | 10. San Diego | 23. Kings |
| 4. Fresno | 11. San Francisco | 24. Monterey |
| 5. Los Angeles | 12. San Luis Obispo | 25. San Bernardino |
| 6. Madera | 13. Santa Clara | 26. San Mateo |
| 7. Marin | 17. Santa Cruz | 27. Stanislaus |
| 8. Merced | 18. Shasta | 28. Tulare |
| 9. Orange | 19. Sonoma | 29. Yolo |
| 10. Placer | 20. Ventura | |


**Champion Provider Fellowship
2019 Cohort:
By the numbers**



Raise your hand if you
are a physician

Physicians


20



Raise your hand if you
are a dentist

Dentists

6



Raise your hand if you
are representing a local
health department

Counties

18

Counties

3 *New*
Counties

Counties


1. Stanislaus
2. Tulare
3. Yolo



Raise your hand if you
are from Southern
California




27%



Raise your hand if you
are from Central
California (Valley/Coast)



50%



Raise your hand if you
are from the Bay Area



23%

RACIAL/ETHNIC BREAKDOWN

- 31% Asian
- 31% White
- 15% Latinx
- 12% Southeast Asian
- 8% Black/African American
- 8% South Asian
- 4% Other

Champion Provider Fellowship Team

Meet the Team – Project Staff



Alana Pfeffinger, MPH, CHES



Jessica Davidman, MPH



Mike Miller, BS



Paula Hamilton, MS



Jackie Richardson, MIB, RD



Carma Okerberg, MPH, RD

Meet the Team - Faculty



Dr. Vanessa Thompson



Dr. Alicia Fernandez



Dr. Liz Goldman



Dr. Dean Schillinger



Dr. Wagahta Semere



Dr. Caroline Kurtz

A close-up photograph of a silver stethoscope resting on a white, curved surface, likely a medical professional's coat or a piece of equipment. The background is softly blurred.

EVALUATION



Quarterly Activity Reports

- Upcoming Distribution Dates (Year 1)
 - August 5 (May – July)
 - November 4 (August – October)
 - February 3 (November – January)
 - May 4 (February – April)

MEDIA		FREQUENCY				
		Never	1x	2-5x	6-9x	≥ 10
TYPE	Radio	<input type="radio"/>	<input type="radio"/>	<input type="radio"/>	<input type="radio"/>	<input type="radio"/>
	Newspaper	<input type="radio"/>	<input type="radio"/>	<input type="radio"/>	<input type="radio"/>	<input type="radio"/>
	TV	<input type="radio"/>	<input type="radio"/>	<input type="radio"/>	<input type="radio"/>	<input type="radio"/>
	Blog	<input type="radio"/>	<input type="radio"/>	<input type="radio"/>	<input type="radio"/>	<input type="radio"/>
	Social Media (LinkedIn, Facebook, Instagram, Twitter, etc.)	<input type="radio"/>	<input type="radio"/>	<input type="radio"/>	<input type="radio"/>	<input type="radio"/>
	Other	<input type="radio"/>	<input type="radio"/>	<input type="radio"/>	<input type="radio"/>	<input type="radio"/>

Quarterly Activity Report

- Media: (If available)
 - Media Name
 - Link to Media
 - Audience Reach
 - Demographics of Audience

OTHER ACTIVITIES		FREQUENCY				
		Never	1x	2-5x	6-9x	≥ 10x
ACTIVITY	Educating policymakers	<input type="radio"/>	<input type="radio"/>	<input type="radio"/>	<input type="radio"/>	<input type="radio"/>
	Provided testimony at a public forum. (E.g. city council or school board meeting.)	<input type="radio"/>	<input type="radio"/>	<input type="radio"/>	<input type="radio"/>	<input type="radio"/>
	Attended a community meeting.	<input type="radio"/>	<input type="radio"/>	<input type="radio"/>	<input type="radio"/>	<input type="radio"/>
	Organized a community meeting.	<input type="radio"/>	<input type="radio"/>	<input type="radio"/>	<input type="radio"/>	<input type="radio"/>
	Met (by phone or in-person) with stakeholders (e.g. public official, school representative, non-profit organization, etc.)	<input type="radio"/>	<input type="radio"/>	<input type="radio"/>	<input type="radio"/>	<input type="radio"/>
	Presented at a professional conference.	<input type="radio"/>	<input type="radio"/>	<input type="radio"/>	<input type="radio"/>	<input type="radio"/>
	Started/piloted a program or intervention.	<input type="radio"/>	<input type="radio"/>	<input type="radio"/>	<input type="radio"/>	<input type="radio"/>
	Communicated with my local health department.	<input type="radio"/>	<input type="radio"/>	<input type="radio"/>	<input type="radio"/>	<input type="radio"/>

Activity Description

Activity Description:

- Highlight partners
- Roles

Reporting Dos 😊 & Don'ts ☹️

➤ Intervention Level

PSE

- ✓ Policy
- ✓ System
- ✓ Environmental

implemented a group visit program that included a nutrition education component.

Reporting **Dos** 😊 & **Don'ts** ☹️

➤ Focus Area

**Obesity/Chronic
Disease Prevention**

- ✓ **Healthy Eating**
- ✓ **Physical Activity**

**Terminated before
on press about
expansion of
Medicare Part D
benefits for diabetic
patients.**

A close-up photograph of a silver stethoscope resting on a white, curved surface, likely a medical examination table. The background is softly blurred.

THANK YOU

